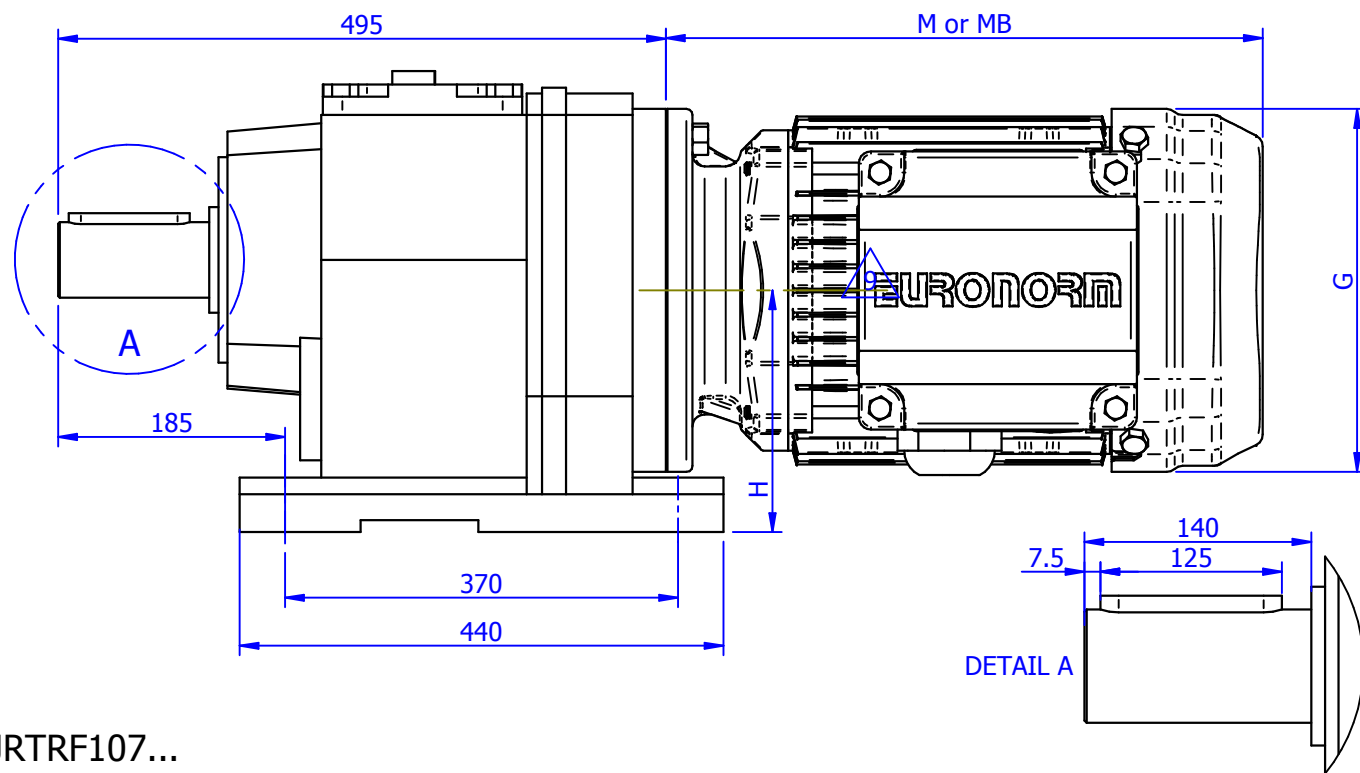
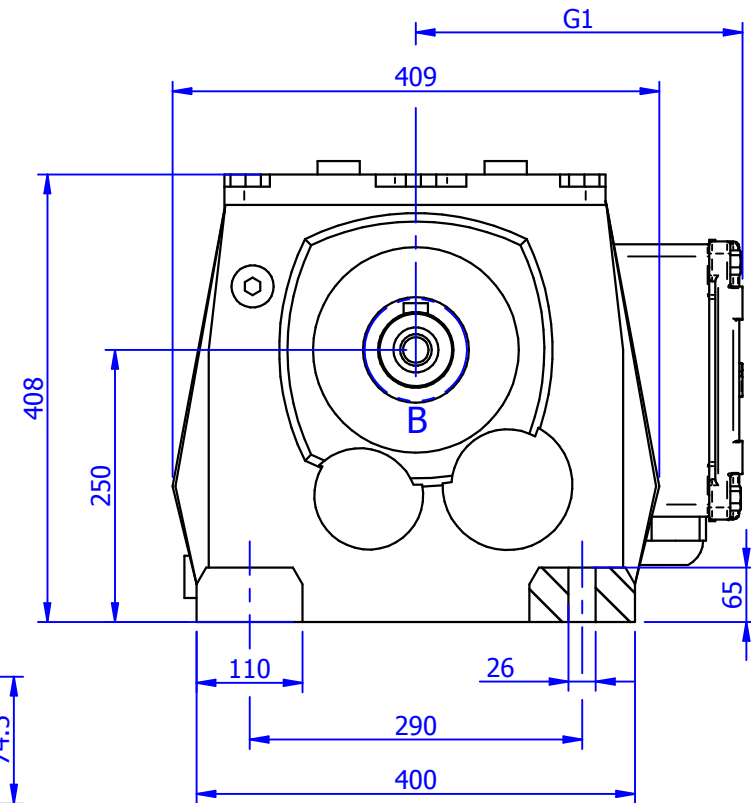


REVISION	DRAWN BY	REVISION DESCRIPTION	DATE	APPROVED ENGINEER
	dmar		29-8-2019	

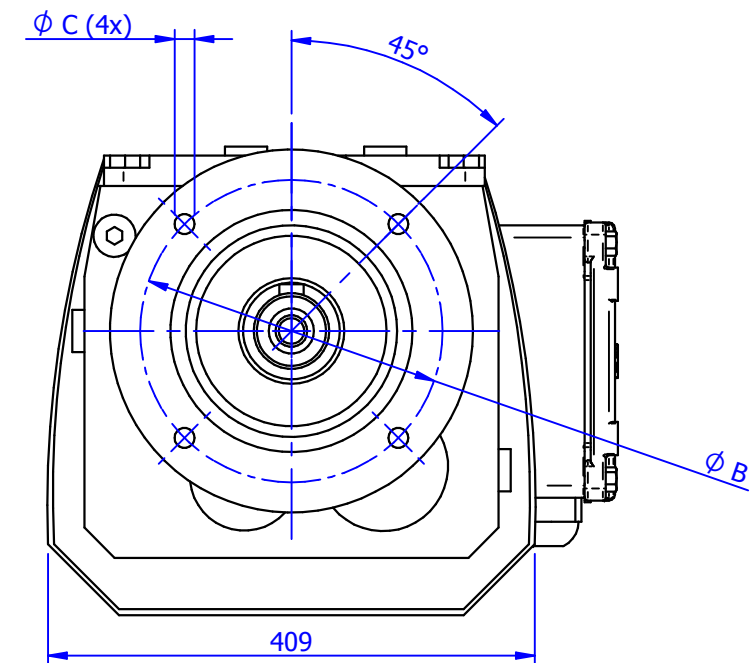
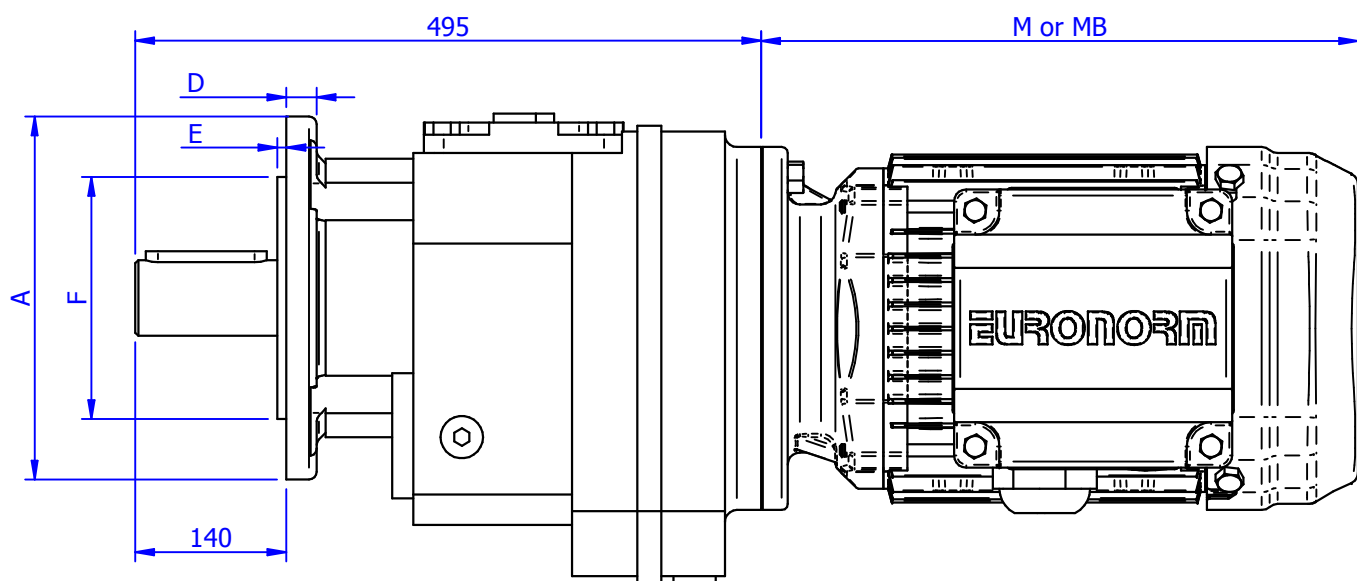
JRTR107...



GENERAL NOTES:



JRTRF107...



IEC size motor	JDS100 M	JDS112 M	JDS132 S/M	JDS160 S/M	JDS180 S/M/L	JDS200 L	JDS225 S/M
G	189	221	221	271	355	397	445
G1	156	171	171	228	269	287	312
M	388	437	489	531	690/690/738	751	764/789
MB (brake version)	430	480	480	-	-	-	-

Output flange dimensions	Flange size I	Flange size II
A	350	450
B	300	400
C	17.5	17.5
D	20	22
E	5	5
F	250h6	350h6

QUANTITY: 01	DRAWING DESCRIPTION JRTR..107..		
		© EURONORM DRIVE SYSTEMS B.V., THIS DOCUMENT CONTAINS CONFIDENTIAL AND PROPRIETARY INFORMATION WHICH, UNLESS OTHERWISE EXPRESSLY AGREED TO IN WRITING BY EURONORM, REMAINS THE SOLE PROPERTY OF EURONORM, AND MAY NOT BE DISCLOSED, COPIED, REDISTRIBUTED, RETRANSMITTED, PUBLISHED OR USED TO CREATE DERIVATIVE WORKS.	
		PROJECTION: THIRD PROJECTION	DRAWN BY: Engineering
DATE DRAWN: 29-8-2019	ORDER NUMBER: -	DRAWING NUMBER:	REVISION: 3